


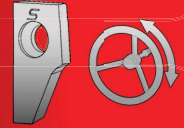


SERDI

100 ES L

Machine designed on the working principle of the double air-float patented centering system, with an electro spindle delivering massive torque, a very high rigidity machining head and frame, being able to carry very heavy cylinder heads.

Machine mainly dedicated to the high speed machining of big diameter seats on very large cylinder heads.



Machining capacity
from 28mm to 120mm
/ 1.1" to 4.72".

Patented centering
system: double air
cushion, horizontal and
spherical.

Fully integrated spindle
motor, variable speed
from 40 to 840 RPM,
paired to a 3 kW
Siemens inverter.

Digital spindle speed
rotation and depth read
out.

The bed can
accommodate
the flat clamping fixture
to install very large
cylinder heads.

Modern modular
machine bed made of
cast iron, designed for
improved rigidity.

Front-to-back
displacement of the
cylinder head on
guiding rail table and
pneumatic clamping.

Particularly
recommended for
guide diameters bigger
than 7mm/0.27".

Patent U.S.A. N° 4.365.917
European Patent N° E 022.796

www.SERDI.com

SERVICE QUALITY RELIABILITY

World Class Technology



SERDI

SPINDLE SPECIFICATIONS



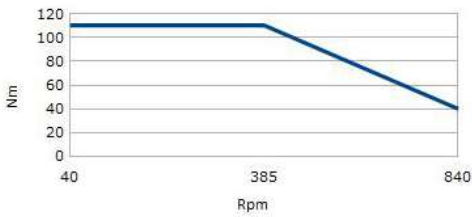
A massive 3 KW (4 HP) built-in motor-spindle with maximum torque from 40 to 385 rpm and a maximum speed of 840 rpm.

Stator cooled by heat sink and fan.

Rigid heavy duty motor-spindle of 4.5" (116 mm) diameter welcoming a motor coupled to a planetary gearbox for a powerful machining without chatter.

Get the best machining accuracy thanks to a high precision tooth rack and a whole spindle assembly rigid and concentric to the valve guide.

MOTOR SPINDLE TORQUE CURVE



CONTROL PANEL

Spindle control buttons located just behind the handwheel to change with ease the spindle speed rotation, switch spindle direction or reset the depth control measurement.

Digital depth control accurate until 0.0004" (0.01 mm). One switch button to fastly enable or lock the sphere air cushion.


Large handwheel for a better control of machining depth.

LED LIGHTNING

The machining head and beam are both equipped with LED lightning for an increased light ratio and a better energy saving.

TOOL SHARPENER

Diamond wheel cutting bit sharpener



INTEGRATED VACUUM TESTER

For a fast valve sealing check before removing the cylinder head.

TWO PNEUMATIC FUNCTIONS

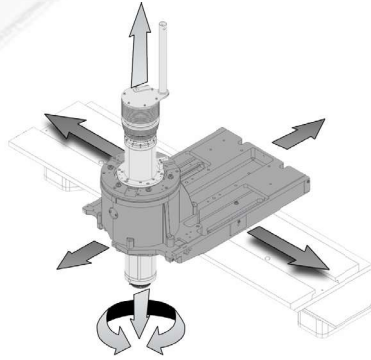
One to move the head laterally, or clamp it with the sphere air cushion for centering. The second to...



DOUBLE AIR CUSHION


The centering is made by association of a spindle floating on a spherical air cushion and a rigid light weight aluminium head plate floating on a plane air cushion.

It does automatically align each valve guide regardless of any misalignment or angular deflection thanks to live pilot technology.



TOOLRACK

Ergonomic and tiltable, fitted with three drawers. Designed to welcome pilots, tool holders, bit holders and common tools from Serdi.



SUPPORT TABLE



The support table is mounted on two guiding rails.

It can move cylinder heads up to 850 kgs (1870 lbs) back and forth without any effort.

The table is then firmly clamped by four pneumatic jacks.

FOOT PEDALS

... and to activate the horizontal air
to unlock or clamp the table

Applications:

Heavy diesel:



Stationary engines:



Marine:



Railways:



100 ES L

TECHNICAL FEATURES

Space requirements

Length (standard)	mm / inch	2200/86
Width	mm / inch	1150/45.3
Height	mm / inch	2500/99

Max cylinder head dimensions

Length	mm / inch	1370/54
Width	mm / inch	500/19.7
Height (to fit under the beam)	mm / inch mm / inch	790/31 (550/21.6)

Table travel

	mm/inch	300/11.8
--	---------	----------

Machining capacity Ø min - max

	mm	28 to 120
	inch	1.1 to 4.73

Workhead travel

Lengthwise (standard)	mm / inch	1500/59
Crosswise	mm / inch	44/1.7

Spindle

Max. spindle inclination	degrees	5
Spindle travel standard	mm / inch	345/13.5
Spindle motor power	KW / HP	3 / 4
Spindle rotation speed	RPM	40 to 840

Connections

Power supply	4kVA-230V-AC-1Ph-50/60 Hz	
Pneumatic supply	bar / psi	6/87
Max. air flow	l/mn -CFM	400/11
Noise level at 300 RPM	DbA	72
Noise level at 800 RPM	DbA	82
Net weight approx.	kg / lbs	2000/4400


BASIC EQUIPMENT

Flat clamping system kit 034826

011915	Universal quick clamp x 2
010416	Short clamping bar x 2
010426	Long clamping bar x 2
010432	End clamping plate x 2
014039	U parallel x 2
010434	2 Parallels 30x50x242 mm (1.18x1.97x9.53in)
017577	2 High parallels 20x38x300mm (0.787x1.5x11.8in)
009796	Set of 6 long pins
017576	Set of 6 short pins

Optional accessories

034048
Toolrack



033828
Carbide bit sharpener



405580
Setting device SERDI 4200



024298
Bubble level



3.5



4.5



M



XL

STronik
INTERPOLATION TECHNOLOGY

STronik
INTERPOLATION TECHNOLOGY

MACHINES SERDI S.R.

23, avenue des vieux moulins
B.P. 380
74012 Annecy Cedex
France

☎ 00 33 4 50 65 63 00

Fax: 00 33 4 50 52 99 92

www.serdi.com

Email: export@serdi.com

SERDI CORP.

1526 Litton Drive
Stone mountain
Georgia 30083
USA

☎ (770) 493 8220

Fax: (770) 493 8323

Your distributor:



fijntechniekfijnaart b.v.
Machines voor motoren revisie,
honen en ultrasoonreinen

Service makes the difference!

Blaaksewijk 30 | 4793 RN Fijnaart | Nederland
tel. +31 (0)168 46 44 61 info@ftf.nl www.ftfmachines.com